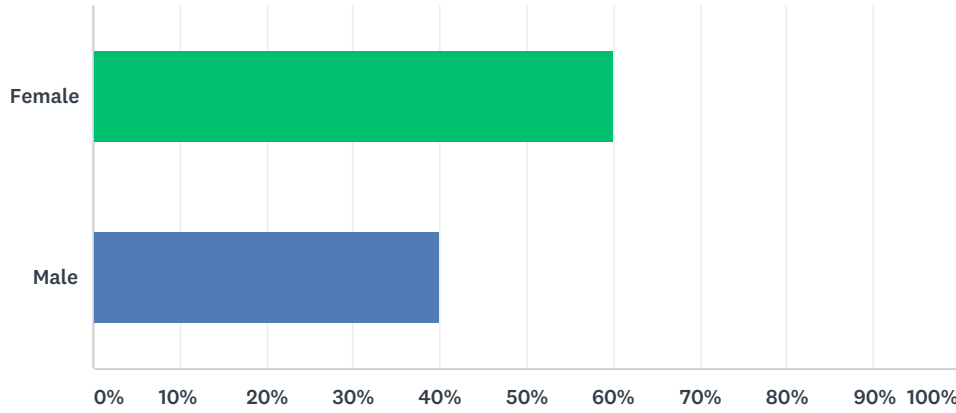


### Q1 Gender

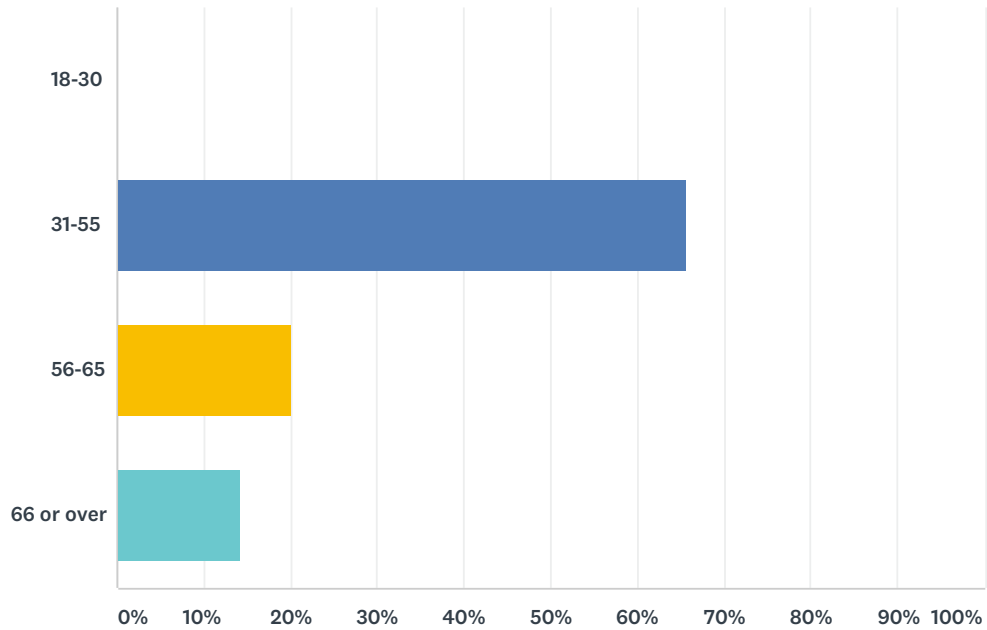
Answered: 35 Skipped: 0



ANSWER CHOICES	RESPONSES	
Female	60.00%	21
Male	40.00%	14
TOTAL		35

## Q2 Age

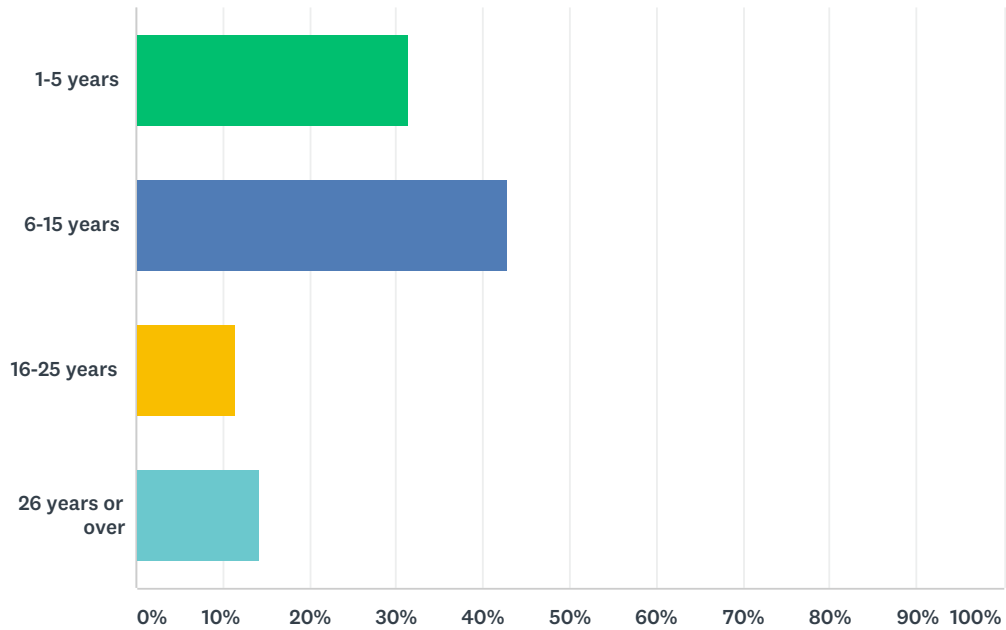
Answered: 35 Skipped: 0



ANSWER CHOICES	RESPONSES
18-30	0.00% 0
31-55	65.71% 23
56-65	20.00% 7
66 or over	14.29% 5
TOTAL	35

### Q3 Years of service

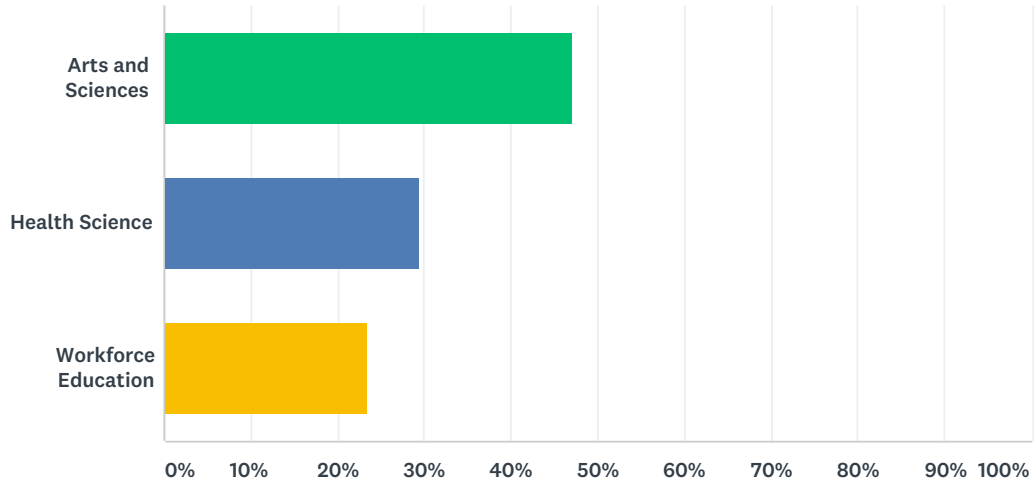
Answered: 35 Skipped: 0



ANSWER CHOICES	RESPONSES	
1-5 years	31.43%	11
6-15 years	42.86%	15
16-25 years	11.43%	4
26 years or over	14.29%	5
TOTAL		35

### Q4 Area of instruction

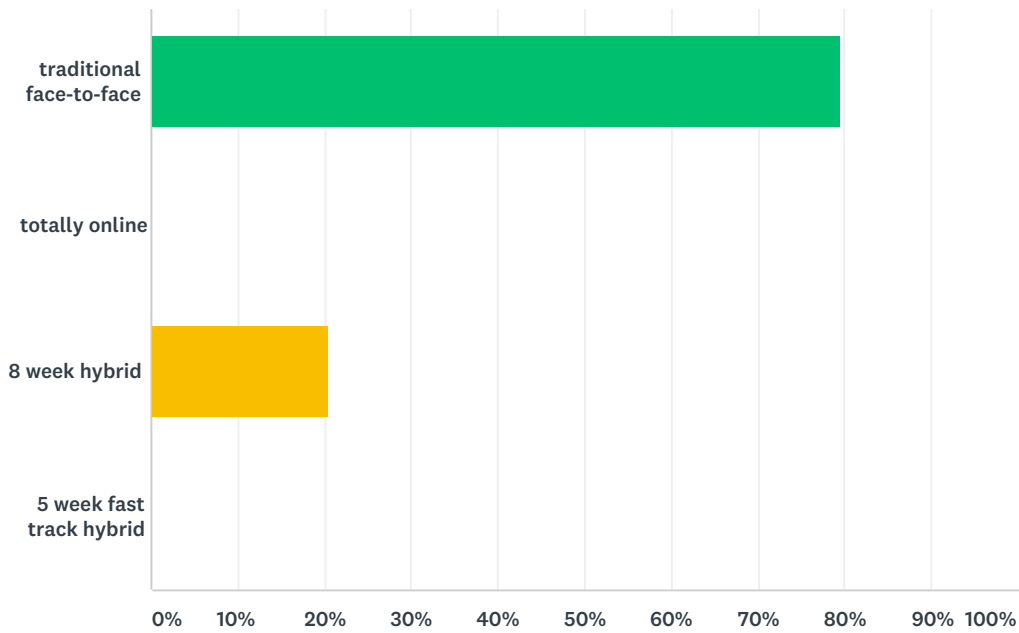
Answered: 34 Skipped: 1



ANSWER CHOICES	RESPONSES
Arts and Sciences	47.06% 16
Health Science	29.41% 10
Workforce Education	23.53% 8
TOTAL	34

### Q5 Which of the following instructional delivery methods result in greater student success

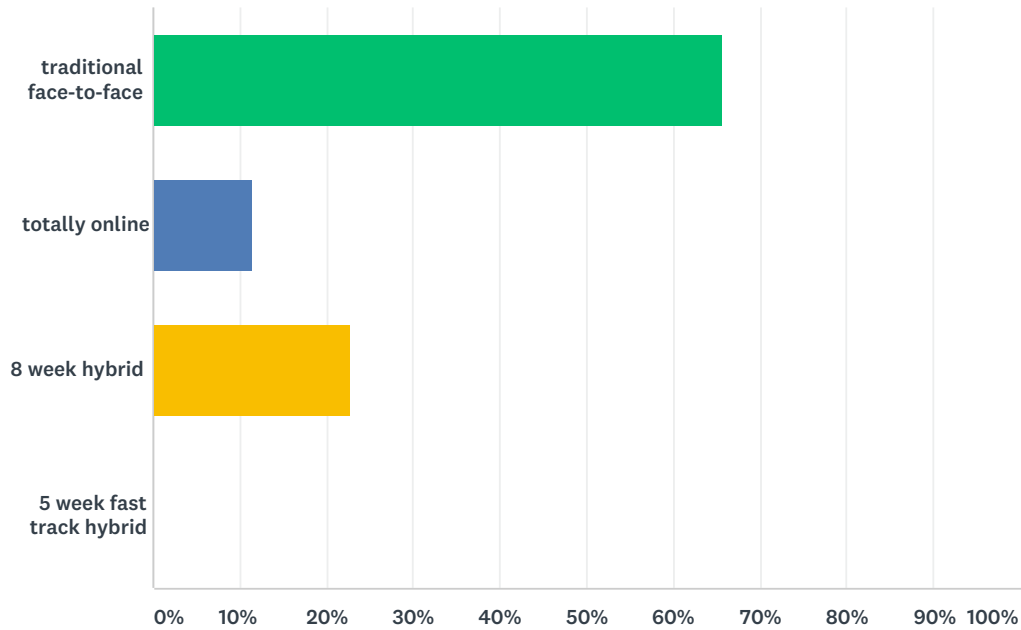
Answered: 34 Skipped: 1



ANSWER CHOICES	RESPONSES	
traditional face-to-face	79.41%	27
totally online	0.00%	0
8 week hybrid	20.59%	7
5 week fast track hybrid	0.00%	0
TOTAL		34

### Q6 Which of the following instructional delivery methods do you prefer

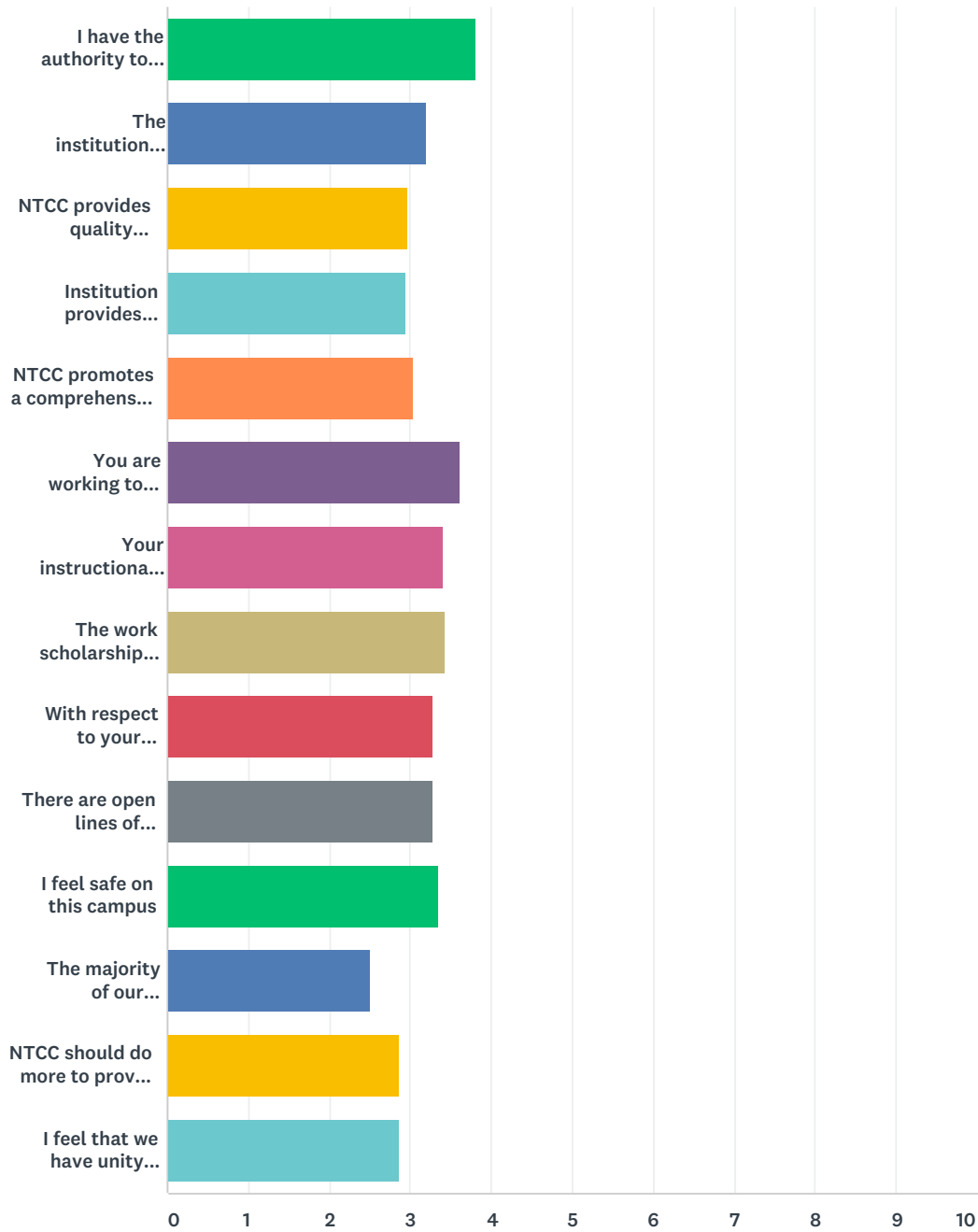
Answered: 35 Skipped: 0



ANSWER CHOICES	RESPONSES	
traditional face-to-face	65.71%	23
totally online	11.43%	4
8 week hybrid	22.86%	8
5 week fast track hybrid	0.00%	0
TOTAL		35

### Q7 To what extent do you agree with the following statements:

Answered: 35 Skipped: 0



	VERY DISSATISFIED	SOMEWHAT DISSATISFIED	SOMEWHAT SATISFIED	VERY SATISFIED	TOTAL	WEIGHTED AVERAGE
I have the authority to make decisions about content and methods in my instructional activities	0.00% 0	0.00% 0	20.00% 7	80.00% 28	35	3.80
The institution provides support for implementing technology-based instruction	5.71% 2	8.57% 3	45.71% 16	40.00% 14	35	3.20

Strategic Plan Faculty Survey

SurveyMonkey

NTCC provides quality equipment and facilities for classroom instruction	5.71% 2	17.14% 6	51.43% 18	25.71% 9	35	2.97
Institution provides support for teaching improvement (grants, release time, professional development)	14.29% 5	2.86% 1	57.14% 20	25.71% 9	35	2.94
NTCC promotes a comprehensive student success program designed to prepare students for college life	0.00% 0	28.57% 10	40.00% 14	31.43% 11	35	3.03
You are working to improve the assessment of student success	0.00% 0	0.00% 0	39.39% 13	60.61% 20	33	3.61
Your instructional area has created an innovative and relevant instructional environment	2.86% 1	8.57% 3	34.29% 12	54.29% 19	35	3.40
The work scholarship program has improved the student learning experience	2.94% 1	5.88% 2	35.29% 12	55.88% 19	34	3.44
With respect to your instructional area, students actively participate in their own education	2.86% 1	8.57% 3	45.71% 16	42.86% 15	35	3.29
There are open lines of communication between faculty and staff and students at this institution	2.86% 1	17.14% 6	28.57% 10	51.43% 18	35	3.29
I feel safe on this campus	0.00% 0	14.29% 5	37.14% 13	48.57% 17	35	3.34
The majority of our beginning students are college ready	14.29% 5	31.43% 11	42.86% 15	11.43% 4	35	2.51
NTCC should do more to provide social services for our students (child care, mental health, alcohol/drug abuse, transportation, etc.) You may wish to give additional information in the comment section at the end of this survey.	14.29% 5	17.14% 6	37.14% 13	31.43% 11	35	2.86
I feel that we have unity among faculty, staff, and administration on this campus	5.71% 2	34.29% 12	28.57% 10	31.43% 11	35	2.86



**Q8 Please provide your thoughts and comments on the proposed mission statement. “Northeast Texas Community College is a catalyst for life-long learning opportunities empowering our community through culturally diverse education, training, and discovery in a safe and supportive environment”**

Answered: 22 Skipped: 13